



llexam

Luminous Hair Dryer MXHD-3000

Thank you very much for buying this product.
Please read the user manual before use and use the product safely.
This manual also serves as the warranty card. Please keep it in a safe location.

- Equipped with lamp unit
- Dries hair with light and air
- Equipped with negative ion generation unit



Table of contents		Pages
1	Introduction	3
2	Part names and functions	4
3	Safety advice	5
4	Usage	8
5	Maintenance	9
6	Storage	10
7	Troubleshooting	11
8	Specifications	12
9	Disposal	12

1 Introduction

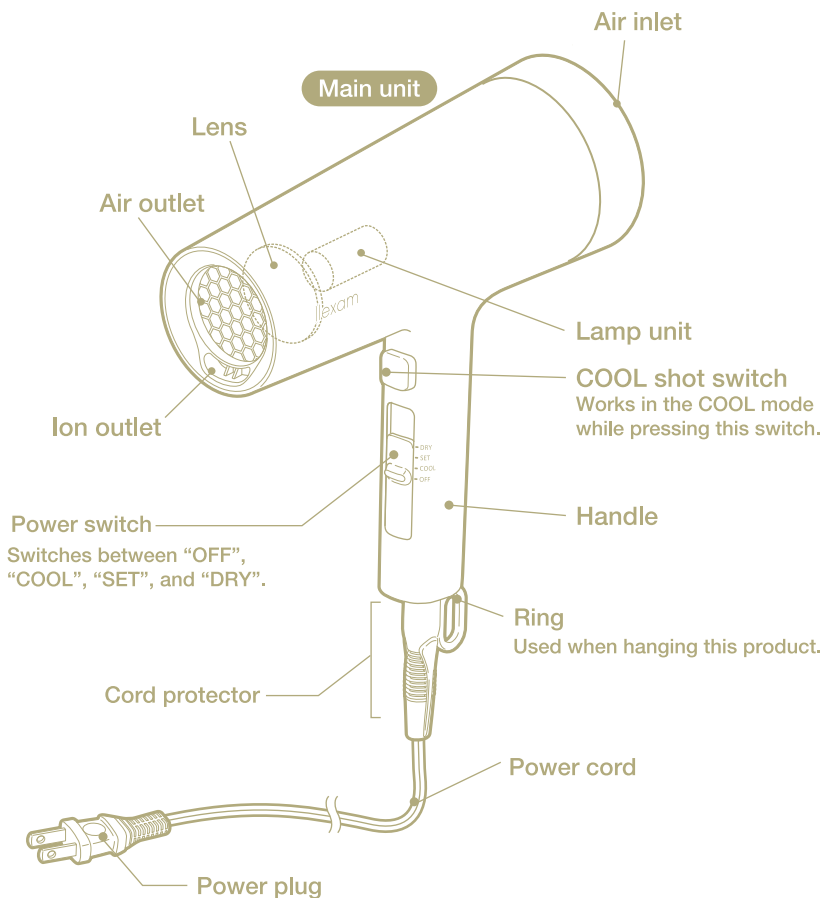
About the user manual

- The contents of this user manual might be changed in the future without prior notice.
- For reasons of product improvement, changes relating to appearance or specifications might not be announced in advance.
- Except for personal use, any unauthorized copying of any or all parts of this manual is prohibited. Unauthorized republication is strictly prohibited.

Disclaimer For details of the warranty, please refer to the free repair policy.

- Maxell shall not be responsible for any damage caused by fires, earthquakes, actions of a third party, any accidents, intended or unintended misuse, or other usage under abnormal conditions.
- Maxell shall not be responsible for any incidental damage (loss of profit or discontinuation of business) caused by the use or inoperability of this product.
- Maxell shall not be responsible for failure due to any damage caused by usage other than that described in the user manual.
- No contents (express or implied) beyond those stated in the warranty card are covered.
- The specifications of this product are limited only to use in Japan. Maxell shall not be responsible for use of this product outside of Japan.
- The illustrations in this manual are only images, and may be different from the actual device.

2 Part names and functions



Be sure to pull the plug out of the outlet after use (risk of outbreak of fire or accident).



Power switch display	Lamp
DRY	On
SET	On
COOL	Off
OFF	—

* If the room temperature is low in winter, etc., the output air temperature of the dryer may decrease.

3 Safety advice Please read.

This user manual contains vital information to prevent damage to the user, another person, or property and to enable safe use of the product. Read and understand the following contents (signs and symbols) prior to reading the rest of this manual, and observe the cautions and other descriptions.

Descriptions of the signs










Signs	Meaning of the sign
 Warning	Warning refers to misuse that has a high possibility of leading to death or serious injury*1.
 Caution	Caution refers to misuse that might lead to minor injury*2 or damage*3.

*1: "Serious injury" refers to blindness or an injury, burn, electric shock, bone fracture, poisoning, or injury with after-effects, or an injury resulting in hospitalization or long-term follow-up consultation.

*2: "Minor injury" refers to an injury, burn or electric shock that does not result in hospitalization or long-term follow-up consultation.

*3: "Damage" refers to extensive damage to house or property and domestic animals/pets.

Descriptions of the symbols

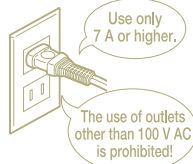
Symbols	Meaning of the symbol
 Prohibited	 stands for actions prohibited when handling the product. Details will be illustrated inside or next to the symbol or with a written description next to it (example:  Disassembly prohibited).
 Caution	 stands for caution regarding outbreak of fire, electric shock, or high temperature when handling the product. Details will be illustrated inside the symbol (example:  Electric shock).
 Instruction	 stands for instructions that must be followed. Details will be illustrated inside or next to the symbol or with a written description next to it (example:  Pulling the plug out of the outlet).

Warning



Strictly followed

- Use only an outlet rated 7 A or higher (doing otherwise may result in an outbreak of fire or electric shock).
- Plug in the power plug all the way (doing otherwise may result in an outbreak of fire, electric shock or burn).



Prohibited


- Do not use any outlets other than 100 V AC. This is only for use in Japan (doing otherwise may result in an outbreak of fire or electric shock).

⚠ Warning



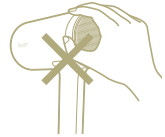
Use of this product in a wet location is prohibited.

- Do not soak the product in water. Do not use this product in a bathroom or with wet hands (a short circuit or electric shock may occur).



Prohibited

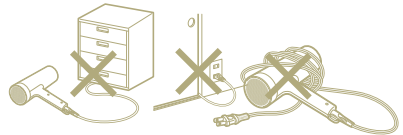
- Do not use this product close to flammable objects (gasoline, benzene, thinner, etc.) (an explosion or outbreak of fire may occur).
- Do not allow a child to use this product by her/himself, and do not use this product within reach of children (an electric shock, burn or injury may occur).
- Do not block the air inlet, air outlet, and ion outlet, and do not insert a foreign object such as a hairpin (an outbreak of fire, electric shock or burn may occur).




- If the power cord or power plug is damaged or the cord is loosely plugged, discontinue use of this product (an electric shock, a short circuit, overheating, or outbreak of fire may occur).



- Do not damage, forcibly bend, pull, or twist the power cord, and do not place a heavy object on it, allow it to get caught, modify, or wind it around the main unit (an outbreak of fire, electric shock, burn or overheating may occur).
- Do not use this product with the power cord twisted or bundled (an electric shock, burn or overheating may occur).



- Do not look directly at the light (doing so could damage your eyes).
- Do not hold the product by the cord protector (the cord may be partially bent, and the power cord may be broken, resulting in a burn or malfunction).



Cord protector



Strictly followed

- Remove hairpins, etc. from your hair prior to the use of this product. (If a hairpin, etc. enters the main unit, a short circuit, outbreak of fire, or burn may occur.)

⚠ Warning



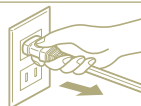
Strictly followed

- If this product blows air in a stop-start pattern, or if the power cord becomes hot, discontinue use of this product. (The power cord may be broken internally, resulting in an outbreak of fire, electric shock, or burn.)



Remove the power plug

- After using this product, be sure to turn the power switch to “OFF” and remove the power plug from the outlet to avoid an outbreak of fire or accident.



Disassembly prohibited

- Do not attempt to remodel this product. Do not allow anybody other than a qualified repair mechanic to repair the product (doing so may result in an outbreak of fire, electric shock, or injury). Contact the dealer for repair.

⚠ Caution



Contact prohibited

- Do not touch the air outlet during or immediately after use, because it is hot (you may burn your hand).



Prohibited

- Do not leave the product while it is charged (an outbreak of fire may occur).
- Do not use this product if dust or dirt has accumulated in the air outlet or inlet (the output air temperature becomes excessively high, resulting in malfunction).
- Do not use this product for any purpose other than drying or setting hair. Avoid using this product with infants. In addition, do not use this product for drying pets or clothes (doing so may result in an outbreak of fire, burn, or malfunction).
- Keep this product out of the reach of children (an outbreak of fire or accident may occur).
- Do not drop or subject this product to impact (an electric shock, outbreak of fire, or accident may occur due to damage to the built-in lamp).



Contact with water prohibited

- Do not leave this product where it could get wet or where humidity is high (a short circuit or electric shock may occur due to deteriorated insulation).



Strictly followed

- Check that the lens is not cracked prior to the use of this product (an injury may occur).
- Clean the air inlet at least once per month and/or when dust or dirt accumulates (the output air temperature could become excessively high, resulting in malfunction).
- Be careful not to get your hair sucked into the air inlet during use. (Your hair may be caught, resulting in burns or a malfunction.)
- Do not place the air outlet close to your hair (keep it at a distance of 3 cm or more) during use (doing so may result in a burn or malfunction).
- Be sure to hold the power plug instead of the power cord when removing the plug (doing otherwise may result in an electric shock, short circuit, overheating, or outbreak of fire).



Caution




- Do not touch this product if your hands are covered in hair dye or perm solution (the product may become discolored or the paint may peel off).

4 Usage

- 1 Insert the power plug into the outlet.
- 2 Turn the power switch to “DRY”.

- If the output air temperature seems high, turn the power switch to “SET” to lower the output air temperature.

- 3 Blow air onto your hair while detangling your hair with your fingers.
 - If you turn the power switch to “OFF” when blowing hot air, and turn the power switch on again, the air may temporarily become cooler, but the hot air will return after a few seconds.



Warning

- Remove hairpins, etc. from your hair prior to the use of this product. (If hairpins, etc. enter the main unit, they may cause an outbreak of fire or short circuit.)

Caution

- Check that the lens is not cracked prior to the use of this product (an injury may occur).
- Do not touch any parts other than the handle and power switch directly after use. Turn the power switch to “COOL”, then turn it to “OFF” when the main unit has cooled down before touching any parts (doing otherwise may result in burns).
- Use the product evenly and do not focus the light on a single point for too long.

After using this product

- 1 Turn the power switch to “COOL”, then turn it to “OFF” when the main unit has cooled down.
- 2 Remove the power plug from the outlet.

Warning

- After using this product, be sure to turn the power switch to “OFF” and remove the power plug from the outlet to avoid an outbreak of fire or accident.

Caution

- Keep this product out of the reach of children (an outbreak of fire or accident may occur).

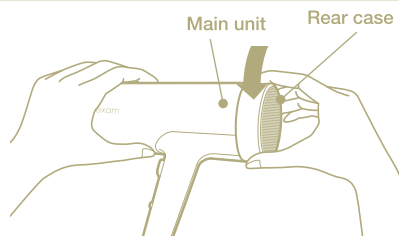
5 Maintenance

- Remove dust or hair around the air inlet periodically (at least once per month) or when it accumulates. Turn the power switch to “OFF” to stop blowing air, and remove the dirt or hair with a brush or vacuum cleaner.

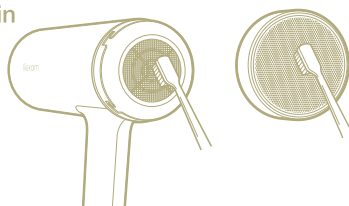
Warning

- Turn the power switch to “OFF” and remove the power plug from the outlet to avoid an outbreak of fire or accident.

- 1 Rotate the rear case to remove it.



- 2 Remove dust from the rear case and main unit using a brush or vacuum cleaner.

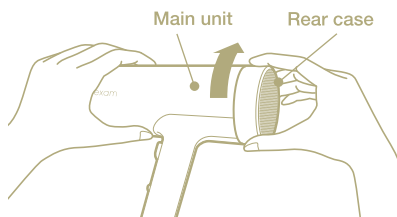


Caution

- Do not scrape the product strongly with a sharp object (an outbreak of fire or accident may occur).

3 Rotate the rear case until it fits.

- Install the rear case to the main unit securely to prevent it from falling off.



Caution

- Do not use this product with the rear case removed (your hair may be caught or a malfunction may occur).

- Use a cloth soaked with water or kitchen-use neutral PH cleaner and wring it out firmly to wipe off the main unit.

Warning

- Do not pour water onto the product or dip it into water (a malfunction, short circuit or electric shock may occur).

Caution

- Do not use benzene, thinner, etc. (doing so may deform or discolor the product).

6 Storage

Turn the power switch to “OFF”, pull the power plug out of the outlet, and store this product in low-humidity locations.

Warning

- Do not forcibly bend, tie, or wind the power cord around the main unit (doing so may result in an outbreak of fire, electric shock, overheating, and breakage due to the damaged cord).

Caution

- Do not leave this product where it could get wet or where humidity is high (a short circuit or electric shock may occur due to deteriorated insulation).

7 Troubleshooting

If this product does not work normally, refer to the following solutions. If the following solutions cannot solve the problem, please contact the seller or address on page 12.

Problem	Inspection
The blown air seems to be cooler. * If the room temperature is low in winter, etc., the output air temperature is low.	<ul style="list-style-type: none"> Is the power switch set to "SET"? Setting the power switch to "DRY" increases the output air temperature.
Cool air is blown frequently while "hot air" is set or the lamp unit blinks or goes off repeatedly.	<ul style="list-style-type: none"> Is dust or dirt attached to the air outlet or air inlet? Are you blocking the air outlet or air inlet with your hair or hand when using this product to dry or set your hair? [The thermostat (protection device) is working.]
The product has a particular odor.	This odor is due to the small amount of ozone, which is harmless to humans.
Sparks fly inside the ion outlet.	Abnormal discharging due to dirty electrodes. Discontinue use of the product immediately, and pull the power plug out of the outlet.
The product does not blow air at all. When shaking the product, it blows air or stops blowing repeatedly.	Is the power plug inserted into the outlet securely?
The power cord or power plug becomes abnormally hot.	<p>In the case of a problem following inspection, the power cord may be broken internally. Discontinue use of the product, and pull the power plug out of the outlet.</p>
The product generates abnormal noise or vibration during use.	Discontinue use of the product immediately, and pull the power plug out of the outlet.
The blow air becomes abnormally hot. The main unit is deformed.	Discontinue use of the product immediately, and pull the power plug out of the outlet.
The light does not turn on.	Is the power switch set to "COOL"? The light does not turn on when the power switch is set to "COOL".

8 Specifications

The specifications of this product are limited to use in Japan only. It is not available overseas due to different power supply voltage or power supply frequency. In addition, the after-service is invalid.

Power supply	100 V AC, both 50 and 60 Hz
Power consumption	600 W (DRY)/350 W (SET)
Air volume	About 1.0 m ³ /min
Weight	Main unit: About 920 g

9 Disposal

This product incorporates recyclable parts. Observe the local laws and regulations for disposal of this product.

Please inspect the luminous hair dryer if it has been used for several years.

Are there any signs of the problems described below?

- The power cord or power plug becomes abnormally hot.
- The main unit deforms or generates a burning odor.
- Other abnormalities or failures occur.

Discontinue use.

To prevent a failure or accident, turn the switch "OFF", disconnect the power plug from the outlet, and then be sure to contact the seller.

Maxell, Ltd.

Motoyoyogicho 30-13, Shibuya-ku, Tokyo 151-8527 Japan

<http://www.maxell.co.jp>

MEMO

A series of horizontal dotted lines for writing.

